


**7° ANO
ENGLISH
CLASS**

SEMANA 22



chapter 6 My free time



What you are going to see

- Leisure activities
- Simple past (time expressions and Wh- questions)
- Polysemy

Usufruir de momentos de lazer é muito importante para recarregar nossas energias. Se não tivermos tempo livre para relaxar, outras atividades podem ser prejudicadas, pois estaremos cansados e sobrecarregados. O que você gosta de fazer nos seus momentos de lazer? Que tal alguma das atividades acima? Qual delas parece mais interessante para você?



let's start!

Leisure activities

1 Use expressions from the box to label the leisure activities depicted in each picture.

go fishing – sleep in a hammock – read a book – go shopping –
meet friends – fly a kite – do a puzzle – play computer games – relax



© iStockphoto.com / A.M. photo



© iStockphoto.com / Robert Kowalski



© iStockphoto.com / Peter Miller



© iStockphoto.com / Samuele Bergant Photography



© iStockphoto.com / Awaas



© iStockphoto.com / Tobiatti/iva



© iStockphoto.com / Naima Strubers



© iStockphoto.com / MB



© iStockphoto.com / PhotoXchris




2 Which of the leisure activities above did you do on your last vacation?

On my last vacation, ...

Leisure time in America

96% of people age 15 and over who engage in some sort of leisure activity, on an average day

From 2003 to 2016, the percentage of people who participated in sports, exercise, or recreation on an average day rose from **17 to 21%**



Employed adults living in households with no children under age 18 engaged in leisure and sports activities for **4.5 hours per day, 1.2 hours more** than employed adults living with a child under age 6.

—from the American Use Survey, released July 2017 by the U.S. Bureau of Labor Statistics.

In 2016 the number of operating breweries in the U.S. grew **16.6 percent**—most of those being microbreweries

—The Brewers Association, March 2017 report

In 2016, the 5K maintained the #1 position of all race distances with 8.2 million finishers, claiming **49% of all finishers in the U.S.**, while the half-marathon again held the #2 position with approximately 11% of the finishers, followed by the 10K (7%).

—from Running USA U.S. Road Race Trends, March 23, 2017

Non-traditional races, including obstacle course races (OCRs), have exploded in popularity over the past few years, **now outranking traditional road races** in participation.

—from Active.com

Leisure Time

=

Tempo de lazer

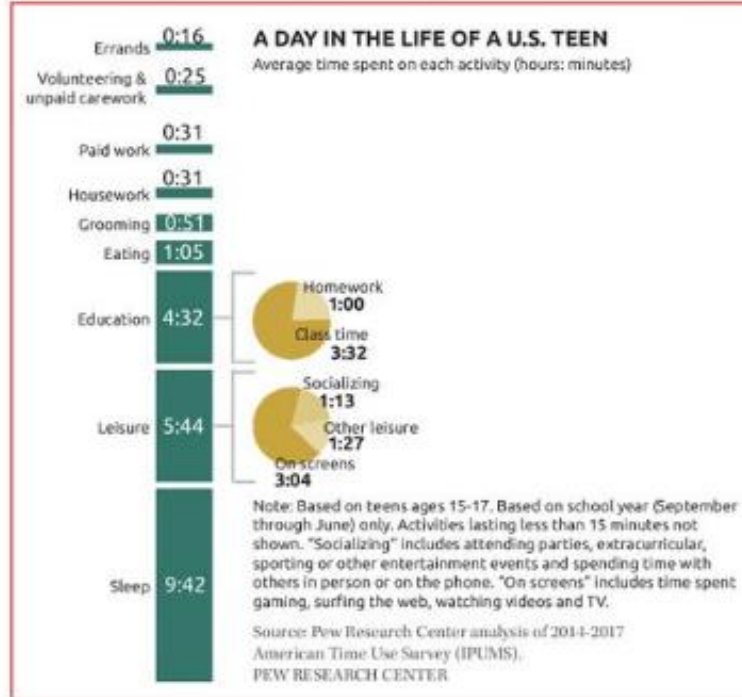
Leisure time

1 Rank the leisure activities below in order of your preference. Then, compare your answers with a classmate's.

| | |
|----------------------------|--------------------------|
| relax and think about life | play sports and exercise |
| play computer games | talk to friends |
| read | watch TV |
| other: | |

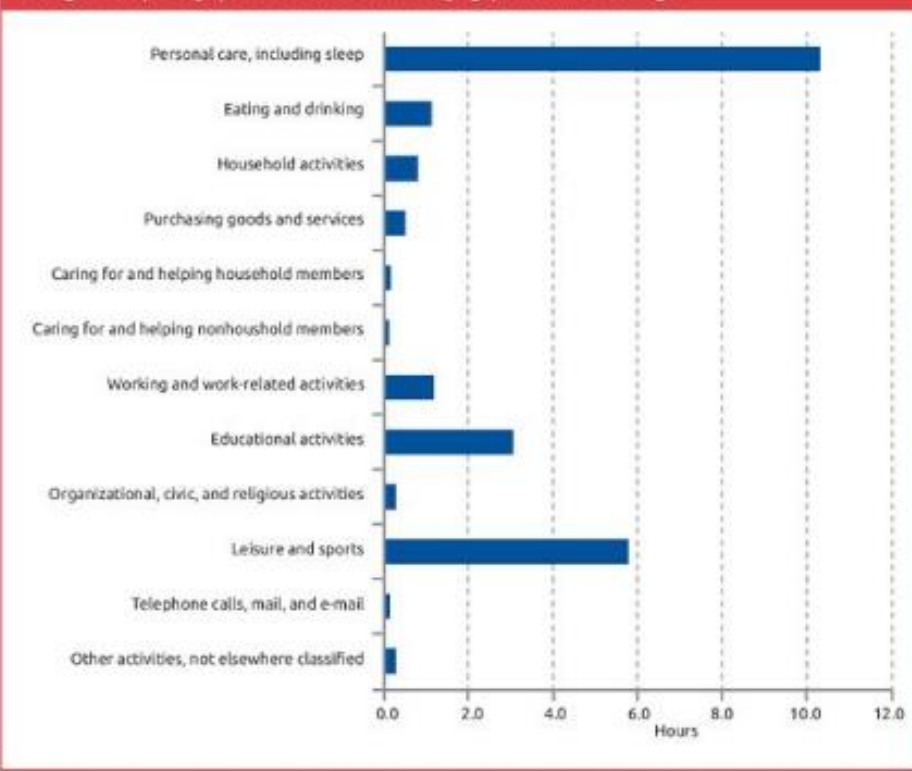
2 How many hours per day do you spend in each leisure activity above? Do you think it's too much, enough or not enough?

3 Do you spend your time as most American teens do? Analyze the graphs and find out.



LIVINGSTON, Gretchen. *The way U.S. teens spend their time is changing, but differences between boys and girls persist.* Available at: <<https://www.pewresearch.org/fact-tank/2019/02/20/the-way-u-s-teens-spend-their-time-is-changing-but-differences-between-boys-and-girls-persist/>>. Accessed on: 7 Aug. 2019.

Average hours per day spent in selected activities by age, 2018 annual averages



AVERAGE HOURS per day spent in selected activities by age. Available at: <<https://www.bls.gov/charts/american-time-use/activity-by-age.htm>>. Accessed on: 7 Aug. 2019.


- 4 Complete the sentences according to the information in the graphs.
- According to the graphs, apart from sleeping, teens spend most of their time in _____.
 - The graph on page 20 indicates that the most significant leisure activity for teens is _____.
 - Socializing means spending time with others _____ not on social networks.
 - According to the graph on this page, teens spend around 3 hours a day with _____.
 - The graphs indicate that teens spend around _____ eating.
 - Both graphs also agree that teens spend most of their time _____.

5 Analyze the structure of the information on pages 20 and 21 and answer the following questions.

a) Why do you think the information is shown in graphs?

b) Which different types of graphs can you see? How is data organized?


c) What is the difference in presenting numerical data in a text, like an article, and in a graph?

 **6** Answer the following questions and talk to your classmates.

a) This data is from a 2018 survey. Do you think this information is still the same?

b) Do you think the results would be similar or different among you and your classmates?

7 Carry out research in your classroom about how teens spend their time. Organize the questions by topic. Take notes and create a poster using a graph to show your results (bar or pie chart). Then, compare the results with your classmates' and with the information presented in the texts.



 **8** Discuss in small groups.

a) What leisure activities are popular among your generation which are different from what your parents and grandparents used to do?

b) How do you think a teen in the 1950s spent his/her free time? What did they do?
